REVISIONS						
ZONE	LTR	REVISIONS	ECR	DATE	BY	APRV

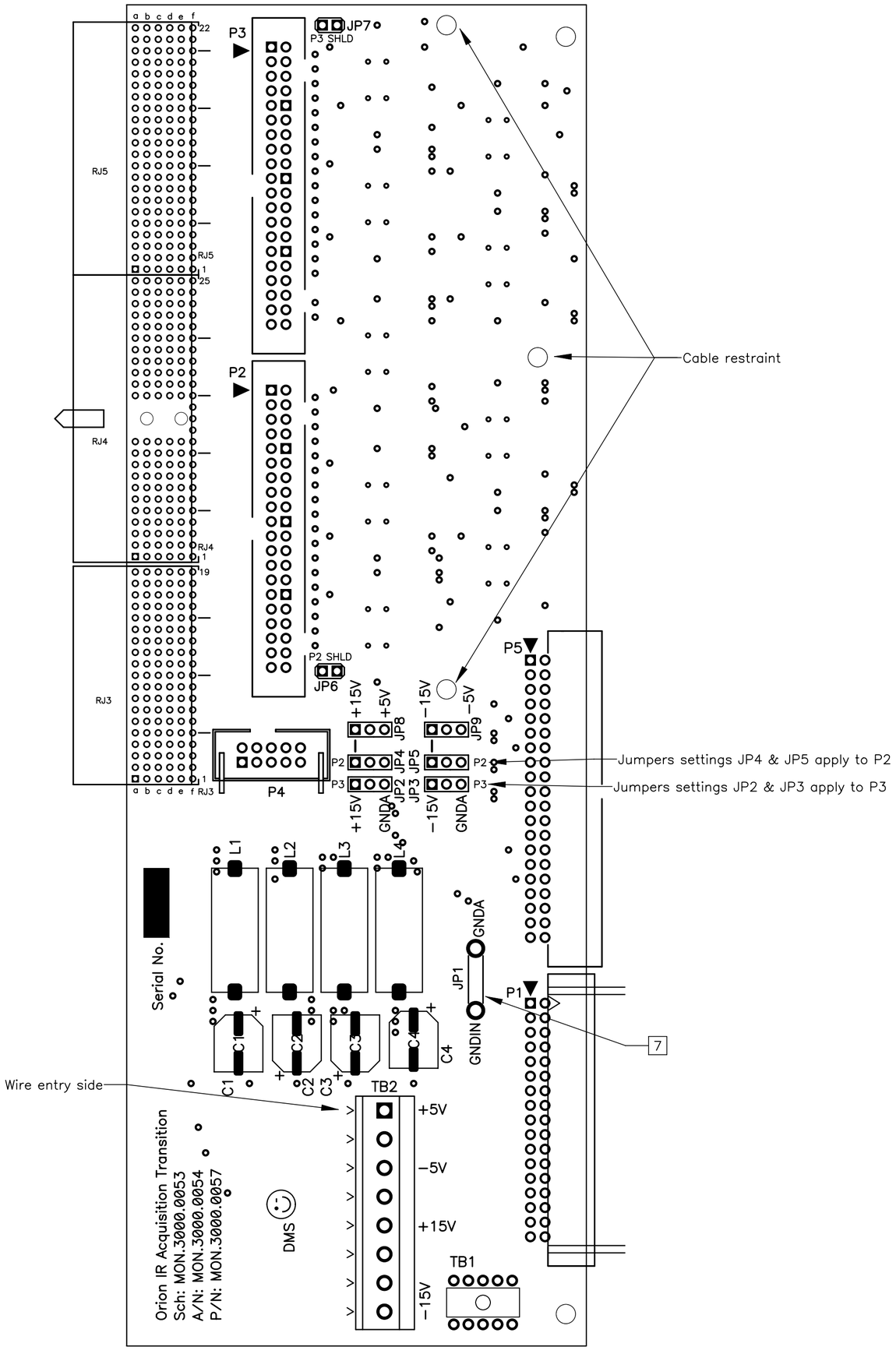

ASSEMBLY TOP

Modified Date: Tue Feb 17, 2004
Print Date: Thu Mar 23, 2006

NOTES: UNLESS OTHERWISE SPECIFIED

1. Reference Drawings:
   Schematic Diagram MON.3000.0053
   BOM MON.3000.0055 (see separate list)
   Printed Circuit Artwork MON.3000.0057
2. Test BLANK boards for shorts between all power and ground nodes.
3. This assembly contains electrostatic discharge (ESD) sensitive devices. Static free handling is required.
4. Assemble and solder printed circuit assembly per IPC–A–610.
5. Pin 1 locations are marked with a dot or a beveled line, filled triangle.
6. Orientation of polarized capacitors are marked with a (+) plus sign or a heavy line to indicate the positive side.
7. Use 18 or 20 awg solid wire to form a "U" shaped loop for ground strap designation JP1 Height not to exceed .300" above the board.
8. Parts can be crossed as long as the replacement is an exact or upgrade of the specified part.
9. Resistance values are in ohms, Capacitance values are in (microfarads) uF.
10. All axial leaded components are inserted with the value up and readable.
11. Holes and/or lands of components that are not installed are to be kept free from solder.

VENDOR NOTE: NOTIFY US OF ANY CONFLICTING REQUIREMENTS OR IF BOARDS CANNOT BE MANUFACTURED TO MEET THE ABOVE REQUIREMENTS, DUE TO VENDORS PROCESS AND/OR TECHNIQUES OR BECAUSE DOCUMENTS AND/OR SPECIFICATIONS ARE INADEQUATE.

QTY REQ'D	PART OR IDENTIFYING NO	ITEM DESCRIPTION		ITEM NO

TOLERANCES UNLESS OTHERWISE NOTED
.XX ± .03 ANGULAR
.XXX ± .010 ±.5°

THIRD ANGLE PROJECTION

NATIONAL OPTICAL ASTRONOMY OBSERVATORIES
OPERATED BY THE
ASSOCIATION OF UNIVERSITIES FOR RESEARCH IN ASTRONOMY
UNDER COOPERATIVE AGREEMENT WITH
NATIONAL SCIENCE FOUNDATION

DO NOT SCALE DRAWING

NEXT ASSEMBLY: MON.3000.00??

REFER TO SCHEMATIC: MON.3000.0053

NAME: ASSEMBLY DRAWING
MONSOON ORION IR ACQUISITION TRANSITION BOARD

USED ON: Monsoon

REF:

DWG SIZE: C

REV:

SCALE:	DESIGNED BY	DATE	CHECKED BY	DATE	DWG NO	
FULL	D. Stover	16SEP03			MON.3000.0054	
DWG PRODUCED USING: PCAD2001	DRAWN BY: Dee Stover	DATE: 16SEP03	APPROVED BY	DATE	RELEASED	SHEET 1 OF 2

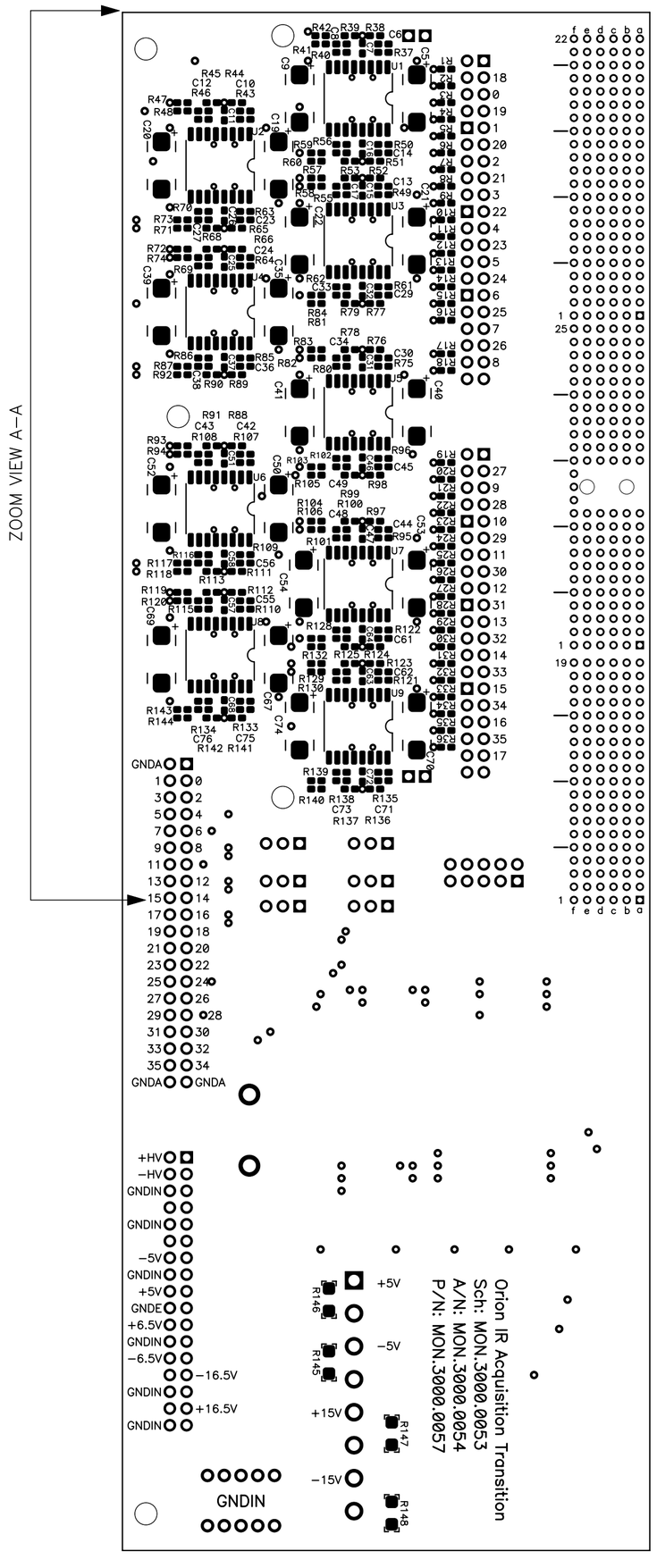

ASSEMBLY BOTTOM

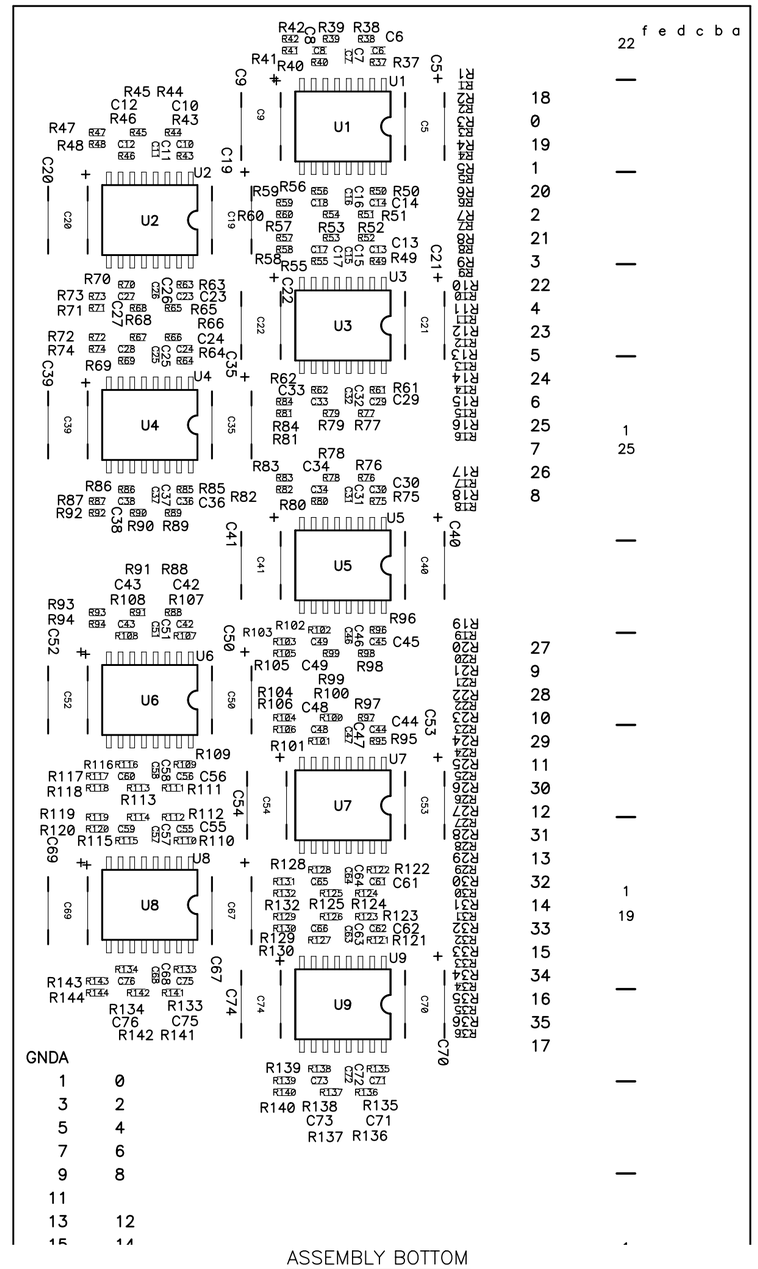

ASSEMBLY BOTTOM
ZOOM VIEW A–A

Modified Date: Tue Feb 17, 2004
Print Date: Thu Mar 23, 2006

QTY REQ'D	PART OR IDENTIFYING NO	ITEM DESCRIPTION	ITEM NO

TOLERANCES UNLESS OTHERWISE NOTED
.XX ± .03
.XXX ± .010
ANGULAR ±.5°

THIRD ANGLE PROJECTION

NATIONAL OPTICAL ASTRONOMY OBSERVATORIES
OPERATED BY THE
ASSOCIATION OF UNIVERSITIES FOR RESEARCH IN ASTRONOMY
UNDER COOPERATIVE AGREEMENT WITH
NATIONAL SCIENCE FOUNDATION

DO NOT SCALE DRAWING

NEXT ASSEMBLY: MON.3000.00??

REFER TO SCHEMATIC: MON.3000.0053

NAME: ASSEMBLY DRAWING
MONSOON ORION IR ACQUISITION TRANSITION BOARD

USED ON: Monsoon

DWG SIZE: C

REV:

SCALE:	DESIGNED BY	DATE	CHECKED BY	DATE	DWG NO
FULL	D. Stover	16SEP03			MON.3000.0054
DWG PRODUCED USING: PCAD2001	DRAWN BY: Dee Stover	DATE: 16SEP03	APPROVED BY	DATE	RELEASED

SHEET 2 OF 2